

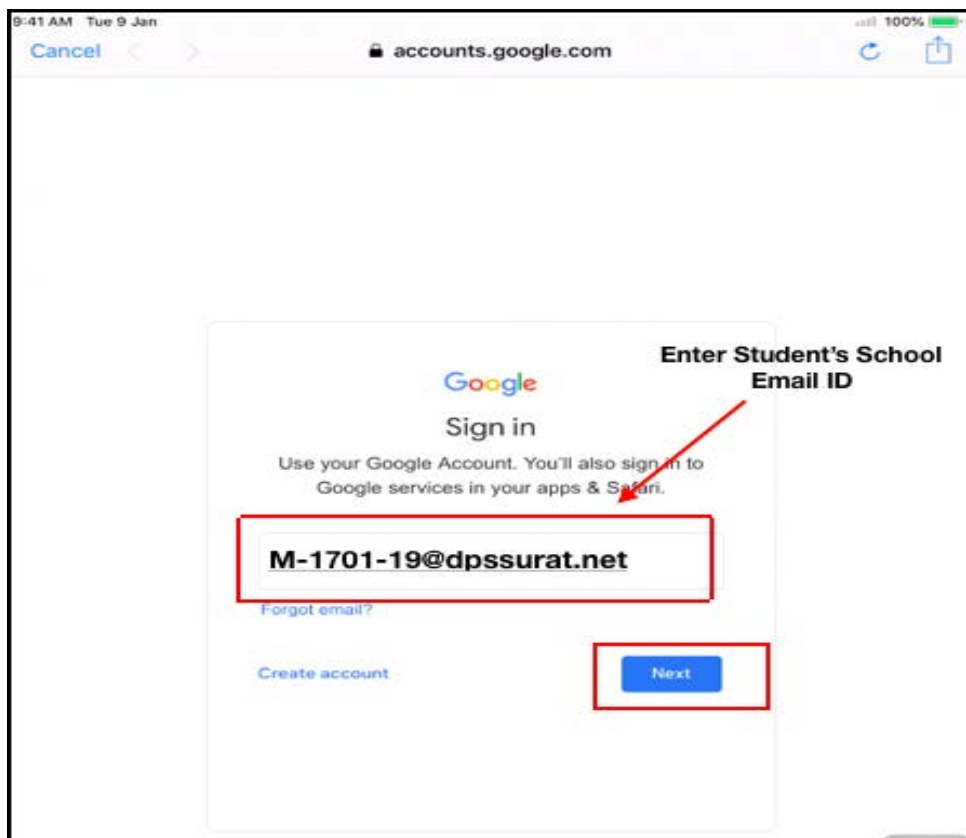


Google Classroom Guidelines for Computer/Laptop user For Classes Nursery, Prep I & II

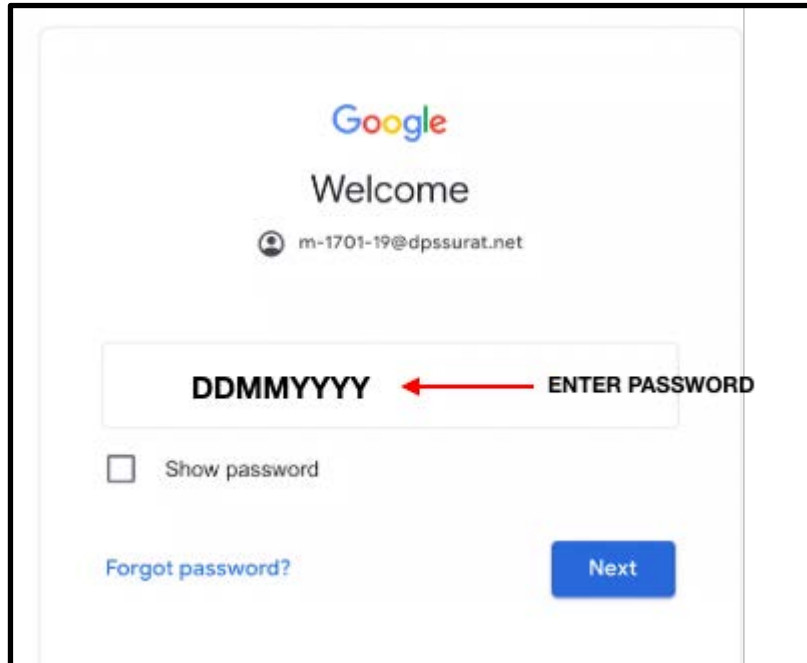
Step 1: Go to <http://www.google.com>. Click on **Sign In**.



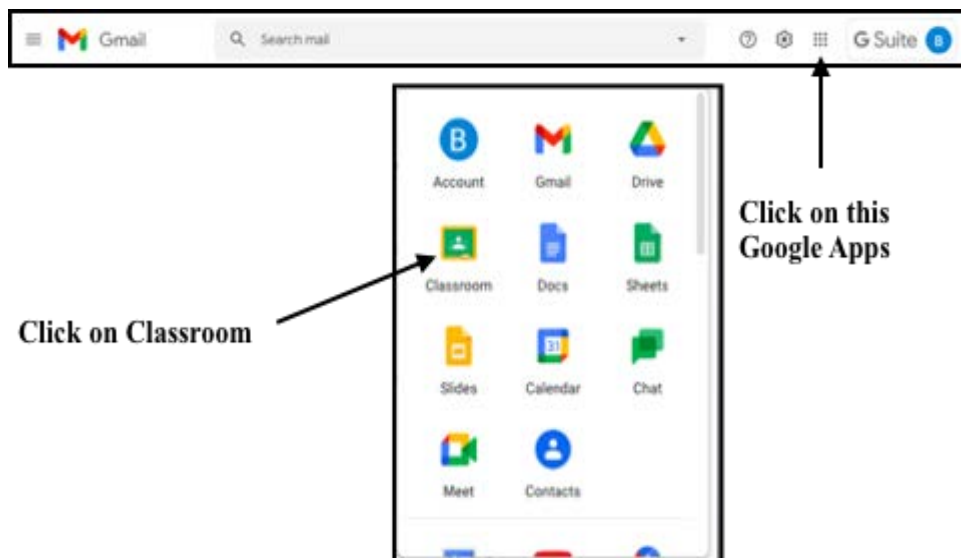
Step 2: Enter **Student's School Email address** as shown in the figure, then click on **Next**. For example, Student's Email ID is M-1701-19@dpssurat.net



Step 3: Enter Password, Click on Next. Exa. Password- [DDMMYYYY\(01032016\)](#)



Click on the **Google Apps** icon on the top right corner as shown in figure and click on **Classroom**.



How to join in the Google Classroom

Step 1: Teacher will send you the **Google Classroom link** through Email.

Open your **school Email account**.

Click on **Inbox**.

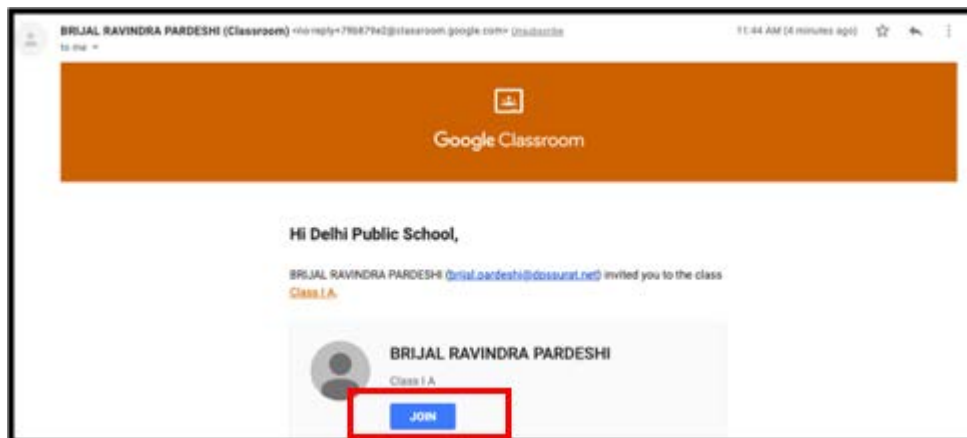
You will receive one **Classroom invitation link** as shown in figure.

Click on Mail.

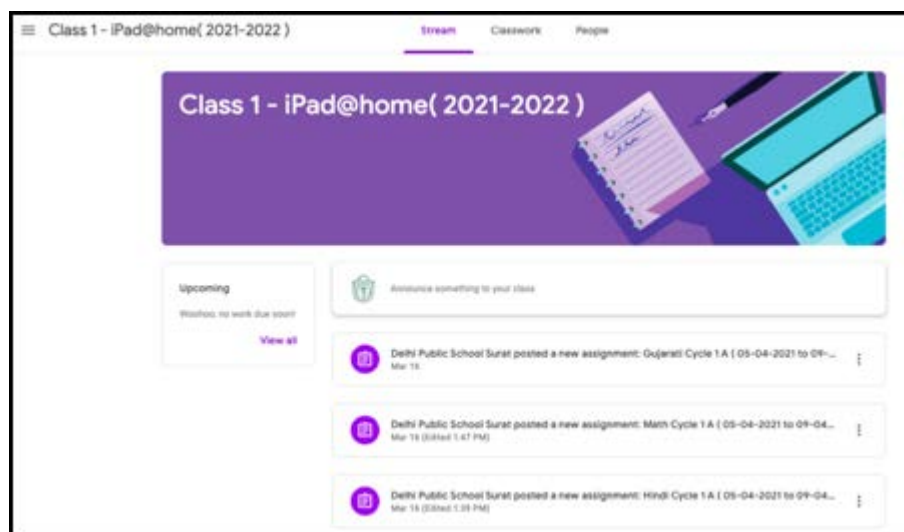


Step 2: You will receive a mail for joining the class as shown in the figure.

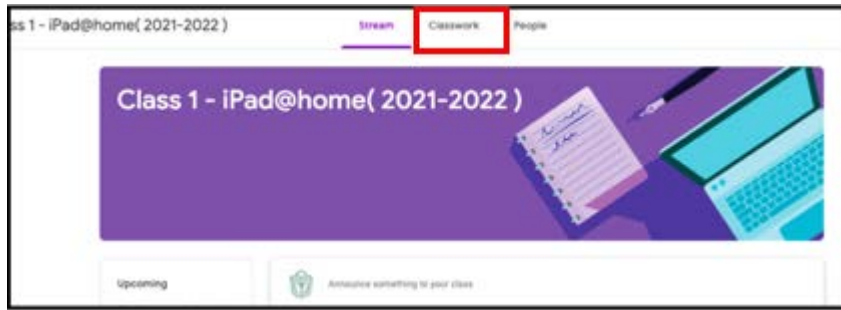
Click on **Join**.



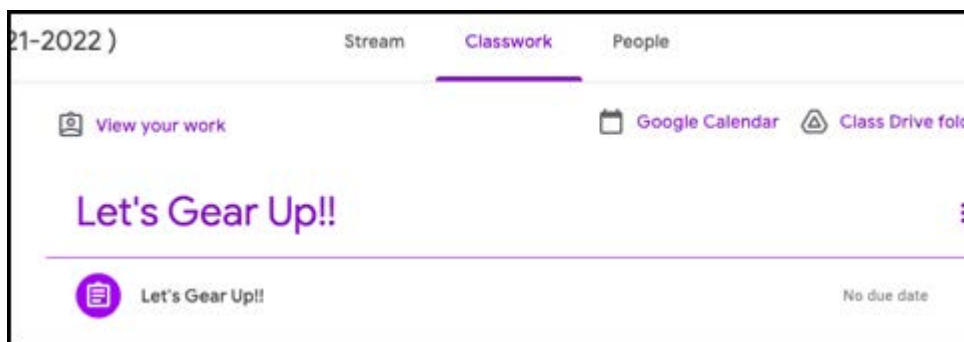
Step 3: You can view your Classroom as shown in the figure



Step 4: To view your assignment, click on **Classwork**



Let's Gear Up!!



Before starting the Google Classroom, we require some important apps that needs to be downloaded for handling the **Google Classroom course** smoothly and to facilitate communication.

Download these apps from the **App store**

(1) **Pages**



(4) **ePathshala**



(2) **Keynote**



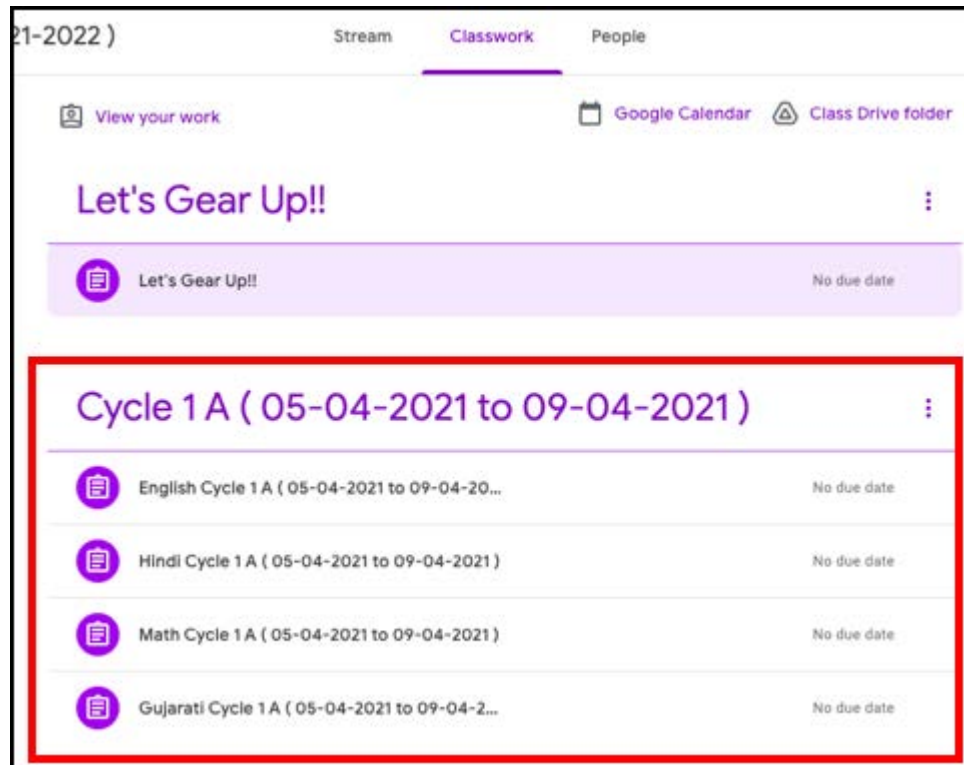
(5) **School App: DPSSurat**



(3) **Books**

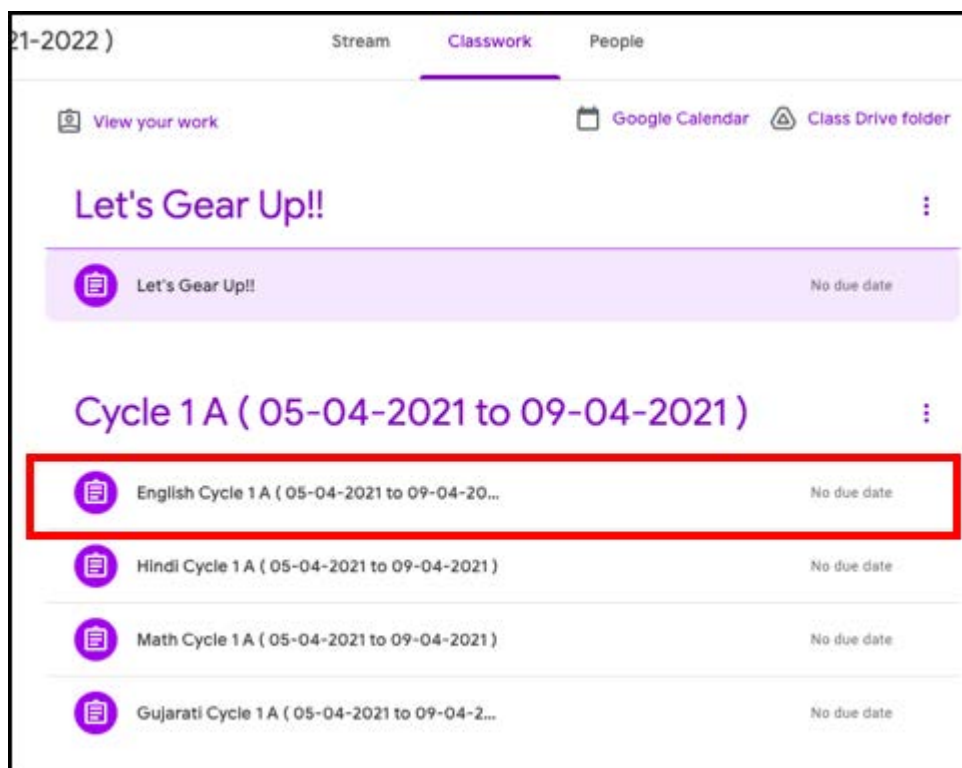


Step 5: You can now view **Cycle 1**. In this cycle you can view all **four subjects**, namely **English , Hindi , Mathematics and Gujarati**.



How to View and download Assignments in Google Classroom

To view and download **English assignments**, Click on **English subject**



To view your English subject assignment, click on **View assignment** as shown in the figure

-2022) Stream **Classwork** People

Cycle 1 A (05-04-2021 to 09-04-2021)

English Cycle 1 A (05-04-2021 to 09-04-20... No due date

These will help the child to know more about the colours and things related to them.
After watching the video, do Q.2 of Daddy Mummy & I Worksheet 1A.

Keynote: Browse the keynote of 'ie as in field' and do Q.3 of Daddy Mummy & I Worksheet 1A on 08-04-2021.
These will help the child in reading and writing the 'ie' words with the correct pronunciation.
After browsing the keynote, do Q.3 of Daddy Mummy & I Worksheet 1A.

PDF: Do Q.4 of Daddy Mummy & I Worksheet 1A on 09-04-2021.
The given question will help the child in framing new words.

English Assist me @ hom... PDF

A Happy Child - CBSE Cla... YouTube video 6 minutes

What's Your Favorite Col... YouTube video 2 minutes

View assignment ← Click on View assignment

To open the assignment, click on **assignment** as shown in the figure

Video: Watch the video of 'What's your favourite colour' and do Q.2 of Daddy Mummy & I Worksheet 1A on 08-04-2021.
These will help the child to know more about the colours and things related to them.
After watching the video, do Q.2 of Daddy Mummy & I Worksheet 1A.

Keynote: Browse the keynote of 'ie as in field' and do Q.3 of Daddy Mummy & I Worksheet 1A on 08-04-2021.
These will help the child in reading and writing the 'ie' words with the correct pronunciation.
After browsing the keynote, do Q.3 of Daddy Mummy & I Worksheet 1A.

PDF: Do Q.4 of Daddy Mummy & I Worksheet 1A on 09-04-2021.
The given question will help the child in framing new words.

English Assist me @ home 1 ... PDF

A Happy Child - CBSE Class ... YouTube video 6 minutes

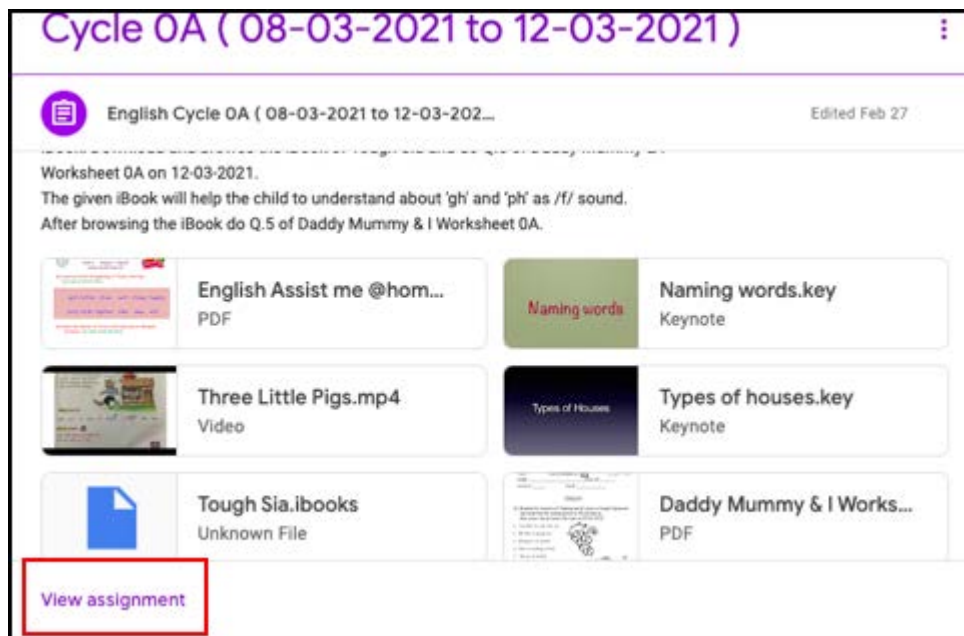
What's Your Favorite Color? ... YouTube video 2 minutes

You can view your assignment, as shown in the figure



How to download keynote from Google Classroom

Step 1: Click on **Classwork**, Select **subject** and click on **view assignment**



Step 2: Select Keynote file as shown in the figure

2022

Instructions Student work

This video will help the child to understand the lesson, new words and also will be sure to answer the questions of the lesson. After understanding do Q.2 of Daddy Mummy & I Worksheet 0A.

Keynote: Download and browse the keynote of Types of Houses and do Q.3 of Daddy Mummy & I Worksheet 0A on 10-03-2021.
This keynote will help the child to understand about different types of houses and so will be able to do Q.3 of Daddy Mummy & I Worksheet 0A.

PDF: Q. 4 of Daddy Mummy & I Worksheet 0A on 11-03-2021.
This will help the child in reading and comprehending.

iBook: Download and browse the iBook of Tough Sia and do Q.5 of Daddy Mummy & I Worksheet 0A on 12-03-2021.
The given iBook will help the child to understand about 'gh' and 'ph' as /f/ sound.
After browsing the iBook do Q.5 of Daddy Mummy & I Worksheet 0A.

	English Assist me @home Cy... PDF		Naming words.key Keynote
	Three Little Pigs.mp4 Video		Types of houses.key Keynote

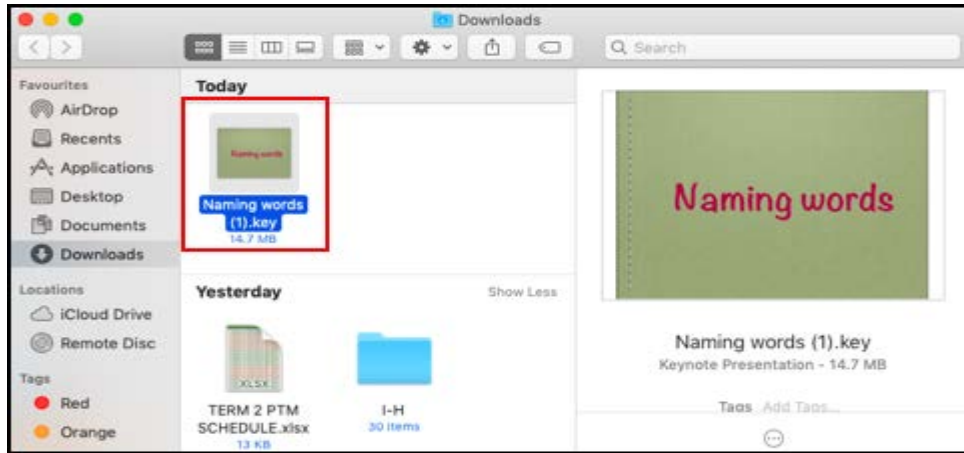
Step 3: Click on the **download symbol**, to download the keynote file

Click on download

Open with Cloud Drive to Mail

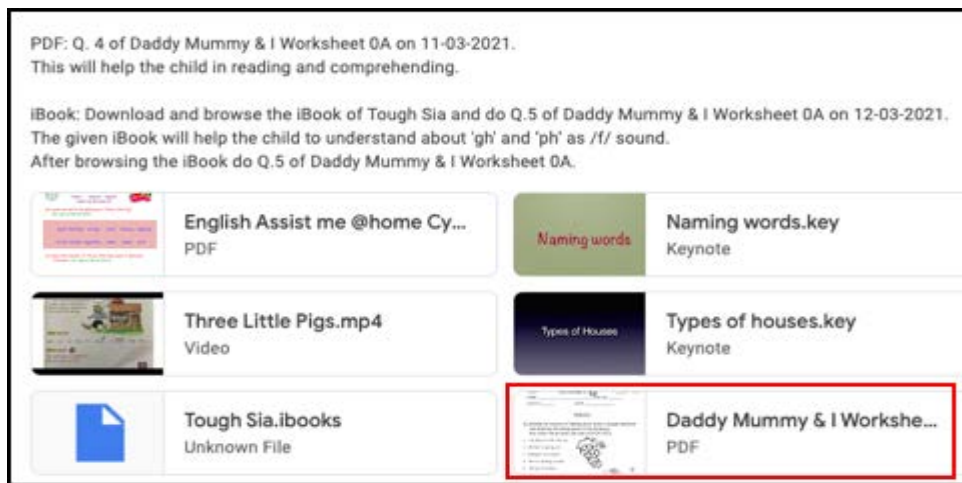
Naming words

Step 4: You can view your keynote presentation into your device **download window**.

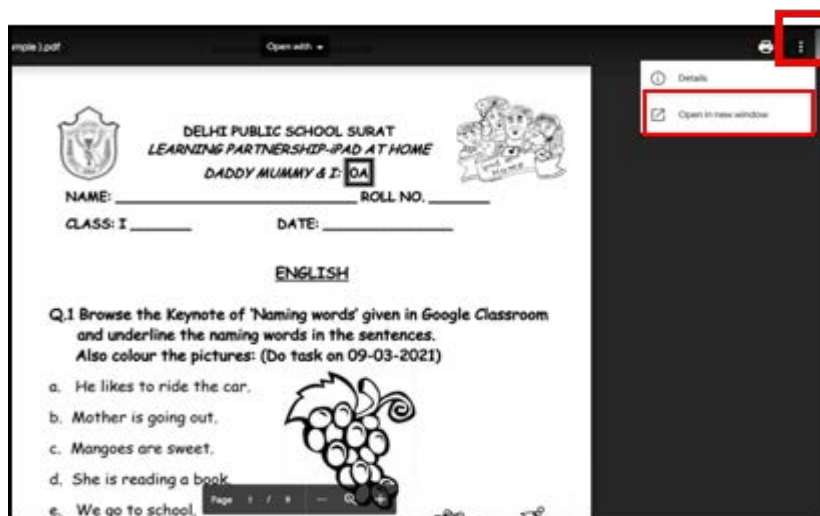


How to download PDF File from Google Classroom

Step 1: Click on **PDF material**



Step 2: Click on **three dots**, as shown in the figure and select **open in new window**

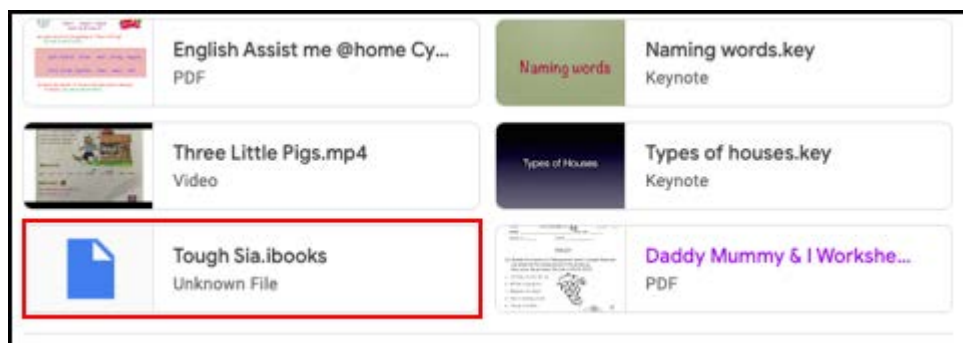


Step 3: New tab will open, click on **download icon** to download the file. Now you can see your file in the download window of your computer




How to download iBook from Google Classroom

Step 1: Select iBook file



Step 2: You can view your iBook. Click on the **download icon** as shown in the figure and you can see your file in **download window** of your computer

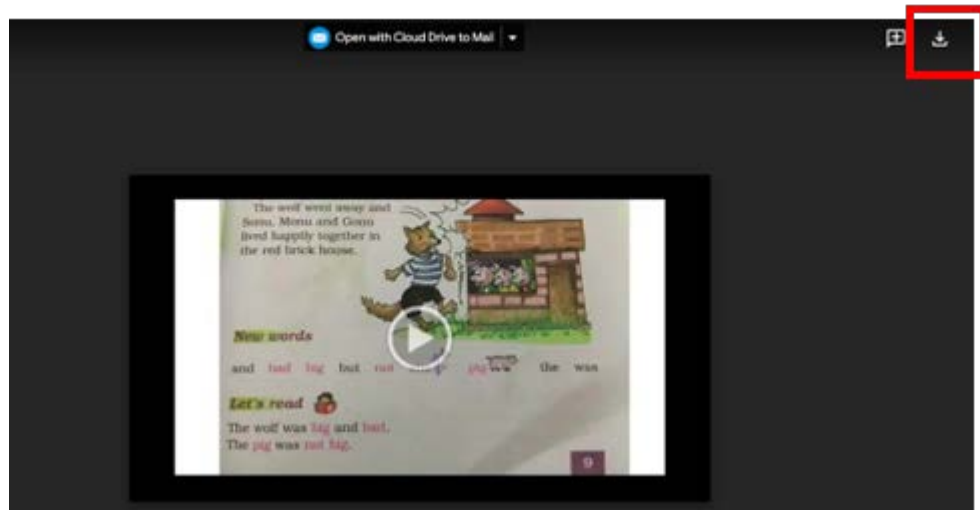


How to download video from Google Classroom

Step 1: Select video file



Step 2: You can view your video. Click on the **download icon** as shown in the figure and you can see your video in **download window** of your computer



We hope these guidelines were instrumental to help you join the google classroom and be ready for **ONLINE CLASSES**

Happy Learning!

