

STEPS TO DOWNLOAD AND USE ZOOM CLOUD MEETING APP FOR ONLINE LEARNING

Class VI

To facilitate online teaching learning process, please download the Zoom Cloud Meetings app in your mobile device.

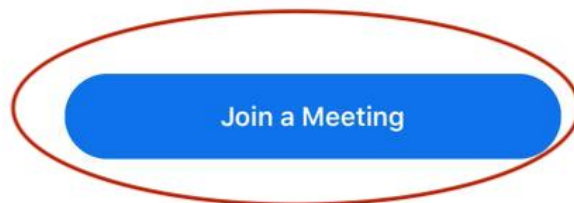
- Visit your android/ iOS app store and download “Zoom Cloud Meetings”



- Once downloaded, Open the “Zoom Cloud Meeting app” and follow steps as below:

Start a Meeting

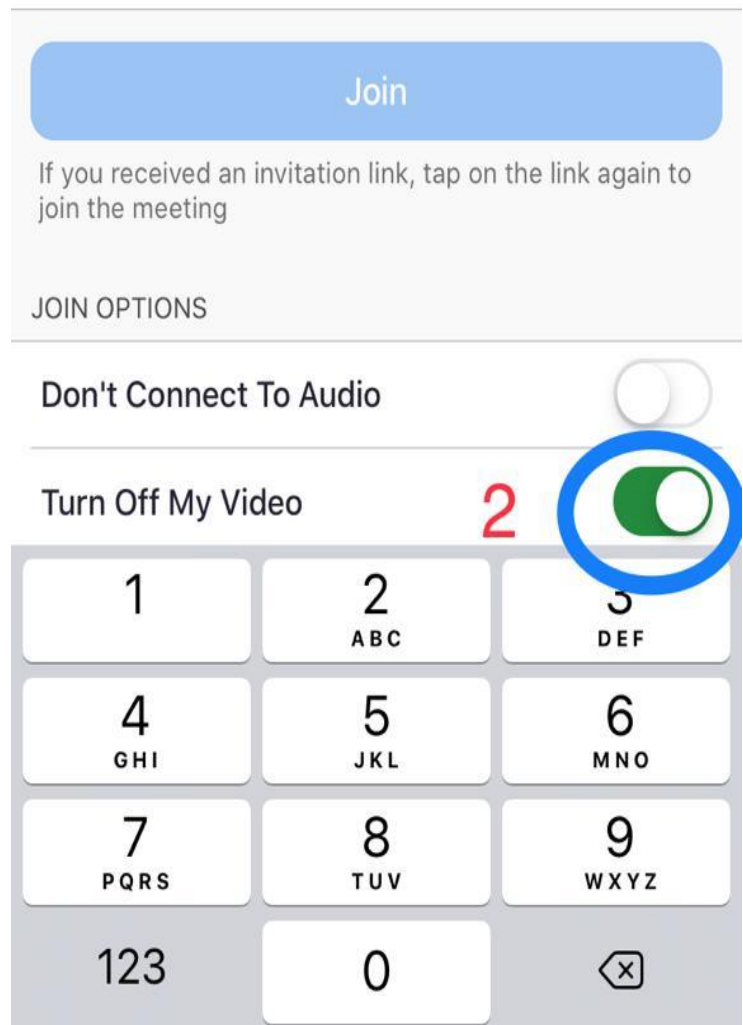
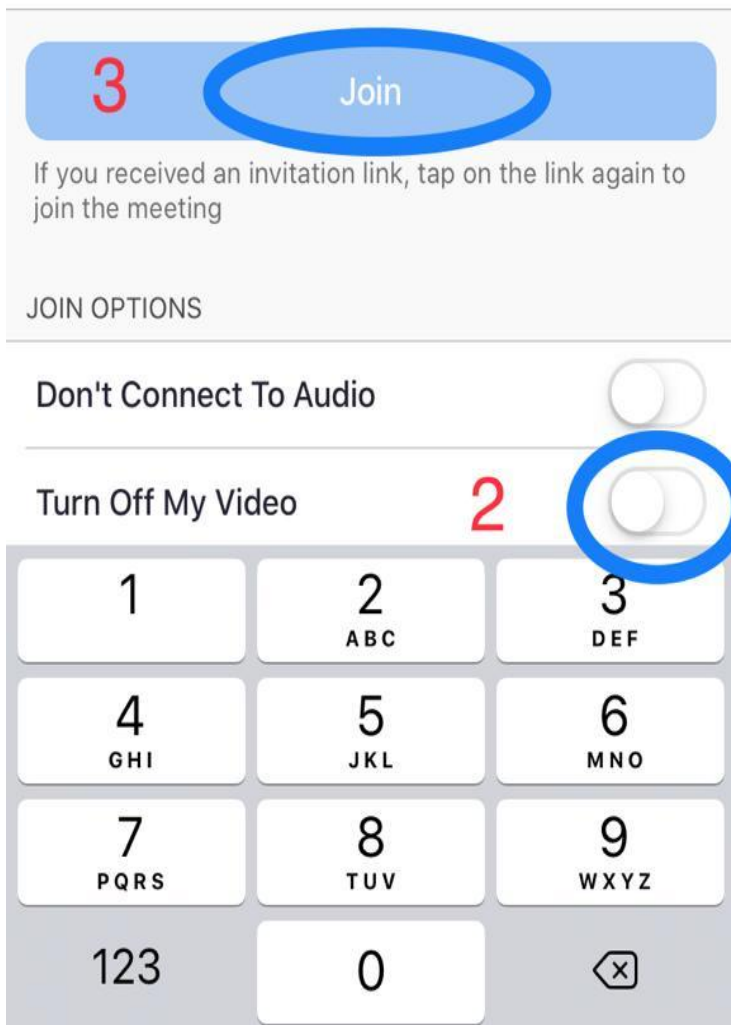
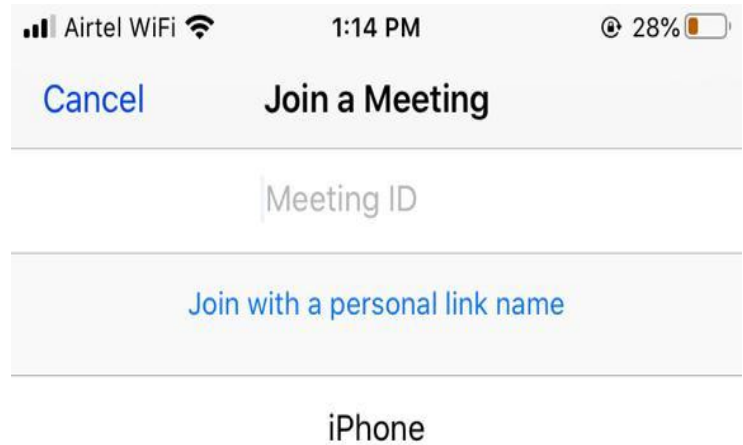
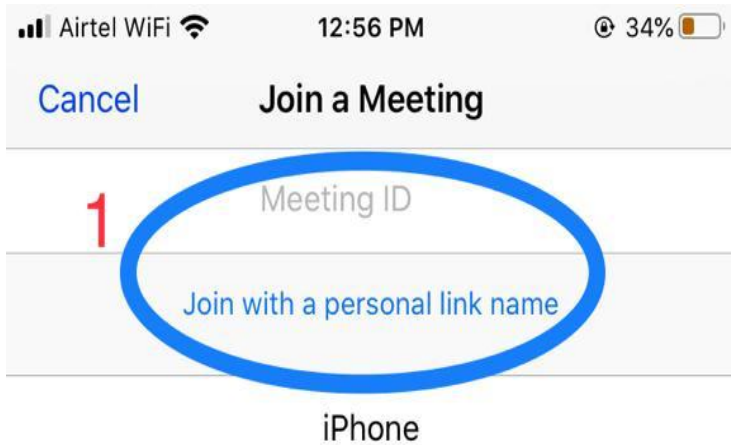
Start or join a video meeting on the go



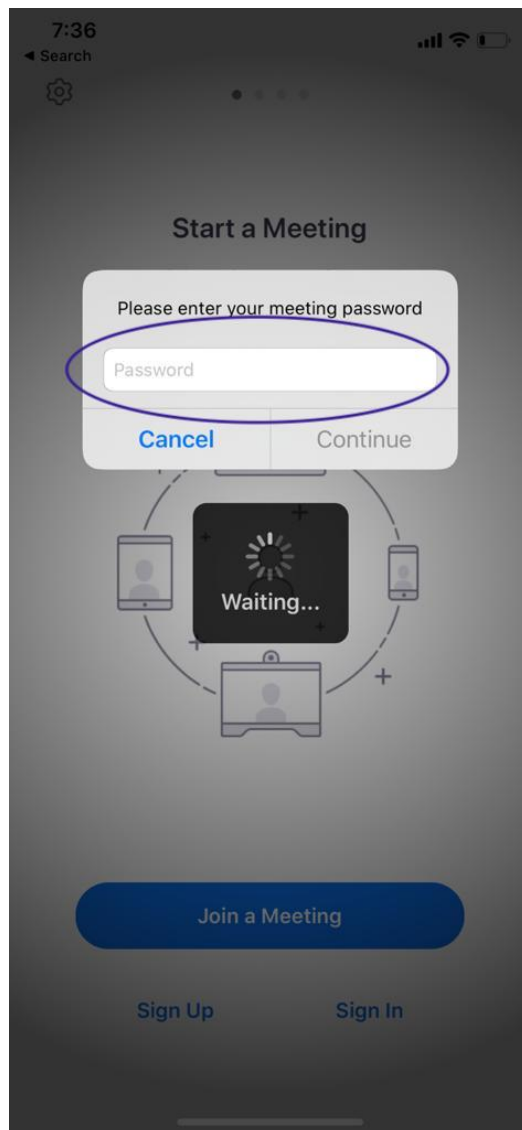
Sign Up

Sign In

- Once you click on join, the following window will appear. Enter the meeting ID provided in the last page of this document applicable for your ward's section. Also change the personal link name to your ward's name. **(1)**
- Please remember to turn off the video. **(2)**
- Click Join. **(3)**

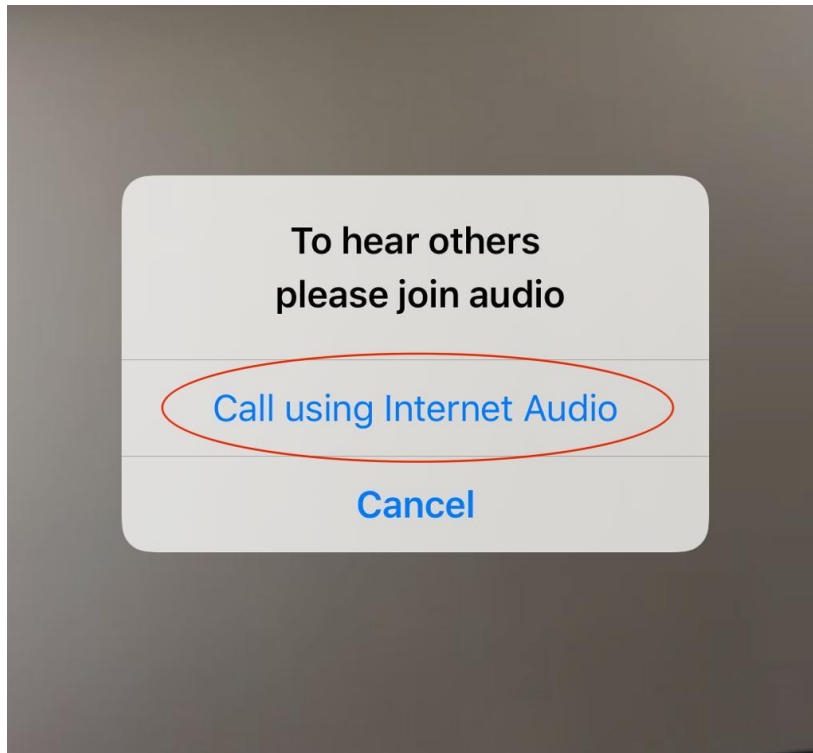


- Once you join, you will have to enter the password and join the meeting. Please wait till the teacher hosting the meeting lets you in. (As per the timetable on the last page of this document)



Please wait, the meeting host will let you
in soon

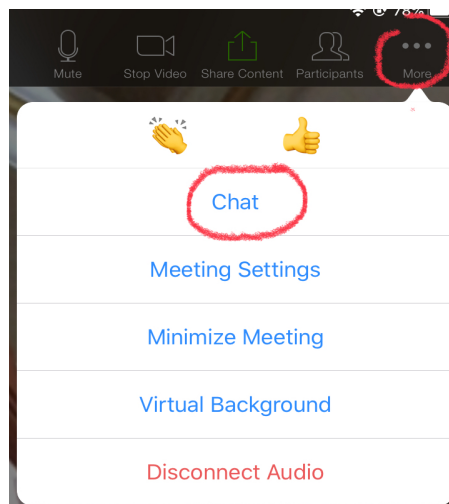
- Click on “Call using internet audio”.



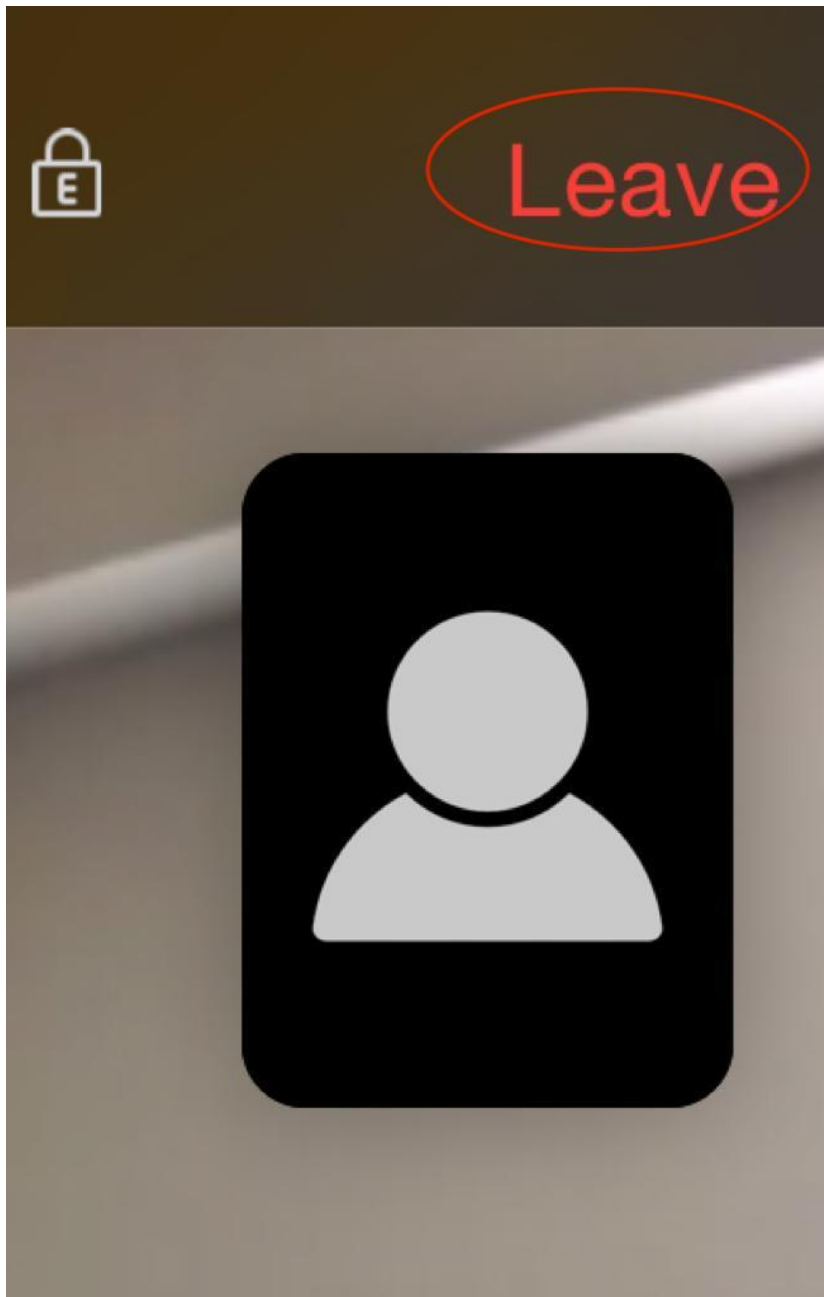
Please note that all the participants will be muted by the instructor. The instructor will open the chat option after teaching is completed, so that students can raise their queries during the session. The instructors will clarify the doubts in due course of time.

Click on “more” seen at the top right hand corner of your mobile device and click on chat from the drop down.

- You can use the chat option to raise your queries.



- Once the session is over you can leave the meeting by clicking on 'leave'. If you are using a computer, click on the chat option at the bottom of the screen to start communicating with the instructor.



- If you are using Computer or Laptop visit <https://zoom.us> and follow the steps.

Guidelines to be followed during virtual classes

These are formal classes wherein proper teaching-learning will happen and therefore all the students are expected to be present as per the time-schedule and follow basic instructions:

Be in the suitable area with proper lighting and without any background noise.

- **Keep required material like notebook, stationery, etc.** with you before the class begins to avoid wastage of time.
- Do not fidget with App features in between the session.
- Raise your queries respectfully and in turns so that all are fairly attended.
- Stay in for the entire duration.
- **Students are requested to follow the time table given.**
- It is recommended to join at least 10 minutes prior to the session.
- Please follow the instructions about how to join the meeting. These instructions will be provided to you.
- Please keep your cameras off. Keeping cameras on impacts bandwidth, which then affects the quality of the session.
- **Please post your queries in the chat box at the end of the session. You will be allotted 15-20 minutes at the end of the session to clear your doubts.**
- Zoom Meeting is a formal platform meant only for educational purposes. Students are not expected to indulge in frivolous conversations with each other on the Zoom Meeting page.
(e.g. Hi / Hello / Ok / Good Morning/ etc)

- Please note that student activity will be monitored. Any kind of misbehaviour will not be tolerated.
- Students need to wait for the teacher to initiate the class and follow the given instructions.
- **Prior preparation by noting the doubts and queries is highly desirable to increase the effectiveness.**
- Regularity needs to be ensured by the students in every class.
- Students please exit the session when the teacher requests you to do so because the next session will follow soon.
- **Parents are requested to monitor their ward's activities during the session in so that the session may go on smoothly without any interruptions and their wards may derive maximum benefit from the same. Parents please note that the topics already covered will not be repeated in the class once the school reopens.**

We hope that your online monitoring and collaborative efforts would bear the fruit and make these classes meet the set objectives.

For queries mail at class6@dpssurat.net

ONLINE CLASSES WEEKLY TIMETABLE

CLASS	DAY	MON		TUE		WED		THU		FRI	
6 A B	TIME	12.00 NOON	1.00 PM	12.00 NOON	1.00 PM	12.00 NOON	1.00 PM	12.00 NOON	1.00 PM	12.00 NOON	1.00 PM
	SUBJECT	MATH	HINDI	SCI	SS	ENG	SCI	MATH	GUJ	HINDI	ENG
	ZOOM MEETING ID	201 220 2825	770 107 8685	413 543 8137	804 228 0196	415 733 8170	413 543 8137	201 220 2825	962 355 6359	770 107 8685	415 733 8170
	PASSWORD	DPSMATH	517688	230376	1ZRCe7	540797	230376	DPSMATH	322015	517688	540797
6 C D	TIME	12.00 NOON	1.00 PM	12.00 NOON	1.00 PM	12.00 NOON	1.00 PM	12.00 NOON	1.00 PM	12.00 NOON	1.00 PM
	SUBJECT	SCI	ENG	MATH	HINDI	GUJ	SS	ENG	HINDI	SCI	MATH
	ZOOM MEETING ID	868 027 7833	502 853 9239	743-915-0550	714 255 2266	962 355 6359	804 228 0196	502 853 9239	714 255 2266	868 027 7833	743-915-0550
	PASSWORD	8C7MXT	0B2FAD	376683	8tGeCP	322015	1ZRCe7	0B2FAD	8tGeCP	8C7MXT	376683
6 E F	TIME	12.00 NOON	1.00 PM	12.00 NOON	1.00 PM	12.00 NOON	1.00 PM	12.00 NOON	1.00 PM	12.00 NOON	1.00 PM
	SUBJECT	MATH	ENG	HIN	GUJ	SCI	ENG	SS	MATH	SCI	HIN
	ZOOM MEETING ID	977 988 4902	869 867 5381	852 920 0660	962 355 6359	930 414 6095	869 867 5381	593 844 2752	977 988 4902	930 414 6095	852 920 0660
	PASSWORD	7s7mTm	816700	531106	322015	0jfb6f	816700	7qWfhk	7s7mTm	0jfb6f	531106
6 G H	TIME	12.00 NOON	1.00 PM	12.00 NOON	1.00 PM	12.00 NOON	1.00 PM	12.00 NOON	1.00 PM	12.00 NOON	1.00 PM
	SUBJECT	ENG	SCI	MATH	ENG	HIN	MATH	HIN	SCI	SS	GUJ
	ZOOM MEETING ID	502 853 9239	202 867 9591	219 914 2777	502 853 9239	994 502 4563	219 914 2777	994 502 4563	202 867 9591	593 844 2752	962 355 6359
	PASSWORD	0B2FAD	065816	134181	0B2FAD	266339	134181	266339	065816	7qWfhk	322015